

Timeless timber kitchens



Timeless timber kitchens

We do what we do because we believe in the power that good design can have on your home and your happiness, long-term and short-term, day in and day out.

As designers and makers of the bigger things like kitchens and furniture, as well as the seemingly smaller pieces like lighting and accessories – not forgetting many of the things in-between like paint, tiles and flooring – this is a place where interior design is celebrated, simplified and made to stand the test of time.

Redesigning the kitchen is one of the most exciting projects and biggest investments that you can do for your home.

It's one of the finest examples of where function meets form. A room that makes you feel good when you walk past it, never mind into it. A room that understands what considered storage and work surface space can bring to your everyday.

But where to begin? How do you process all of your wishes and wants, needs and musts?

We created this book as a calm and collected starting point.







Contents

Collections	8
Real Neptune Homes	63
Personalising	119
Principles	153

Chichester

The one that's slightly more traditional in style on the surface, because of its cockbead moulding on the cabinet fronts and decorative details on the skirting and cornice.

OUR COLLECTIONS

Suffolk

The one that's most inspired by the Shaker principles
of disciplined design, beauty in utility and less is more.
It's our most pared-back aesthetic of all.



Henley

The one with the option of exposed oak cabinetry, painted tulipwood or a combination of the two.

Limehouse

The one that's a more obvious statement of contemporary style with its sleek and streamlined cabinet design.



When we ask people what made them choose Chichester, they generally say that they felt it was the most traditional and the most country of all of our collections.

It's because Chichester's the only one with classic cockbead moulding around the cabinet fronts – it's surprising how much difference it makes to your room.

Chichester

It also has the odd curve here and there that soften its look and will help your whole kitchen to feel homely.

But Chichester's capable of much more than country.

It's surprisingly sympathetic to the architecture of most homes, be that a loft apartment in the city or a contemporary townhouse. Depending on its environment and how it's designed, it will add just a subtle grounding of time-honoured and timeless English style.



Previous Chichester kitchen, painted in Shell. Chichester Chrome cup handles and knob. Carrara marble work surface. Marton Natural Oak flooring. Cranbrook panelling.

Right Chichester kitchen, painted in Fog. Villeroy & Boch ceramic double-bowl sink.



“I like the detail in Chichester. It has that bit more tradition than the Shaker designs and I like that. For me, it’s still very understated. I want my kitchen to always look elegant, to have a bit of the past to it too.”

James, whose Chichester kitchen was designed by Neptune Chiswick.
Read James’ kitchen story on our journal neptune.com/journal





CHICHESTER



Left Chichester kitchen, painted in Cobble. Chichester Chrome cup handles and knobs. Carrara marble work surface.
Above Suffolk freestanding chopping block, painted in Silver Birch.

Utility and laundry rooms

Being able to create a room where chores like washing and ironing, and storage for household bits and pieces like mops and vacuum cleaners, can be tucked away makes a huge difference to how your home looks, feels and functions.

Tried and tested. Thought through, and then thought through some more. To create our laundry cabinetry, we thought about all of the things that often take up vital space in the kitchen or that clutter up other parts of your home so that they can be swept away but still easily accessed.

Every cabinet multi-tasks, whether it's the broom cupboard that can house an ironing board, vacuum and mop – complete with a little leather strop to hold unruly mop handles in place – amongst cleaning products and feather dusters in the oak storage rack on back of the cabinet door, or the washing machine cabinet that's designed to look after a tumble dryer too so you can make the most of your floor space.

But even if you don't have space to create an all-singing laundry room, these designs can be brought into your kitchen to give you a cabinet or two specifically designed for the task in hand.

CHICHESTER



Clockwise from top left Chichester full-height washing machine cabinet, laundry shelf, broom cupboard and laundry basket cabinet with Somerton baskets, all painted in Shell.





Suffolk: simple on the outside, but far from it on the inside. A kitchen suited to people who want a less-is-more look in their home and who can never quite find the right word to describe their style because they're somewhere between classic and contemporary.

Suffolk

This is our most pared-back collection of all; a Shaker-inspired kitchen where there's real discipline in the design and the beauty comes from the unfussiness of it all and the philosophy of putting practicality first.



SUFFOLK



“It was always going to be the Suffolk kitchen collection for us. It just works – in big spaces and small ones, with any colour, and with all sorts of different style preferences, all underpinned by gorgeous quality and a feeling that it’ll never date. You can’t say that with many kitchens. It’s simple, clean and calm.”

Rachel, whose Suffolk kitchen was designed by Hawk Interiors.
Read Rachel’s kitchen story on our journal neptune.com/journal



Previous Suffolk kitchen, painted in Driftwood.
Elcot tiles in Salt.

Right Suffolk kitchen, painted in Flax Blue.
Britten Chrome button knobs. Quartz Ariel
work surface. Marton Natural Oak flooring.





Charlecote

Where cabinetry meets
freestanding furniture.

An island that your designer can
configure in various ways, it suits
kitchens large and small, wanting bar
stools or not, and needing storage or
seating (or both). And while it was
designed with our Suffolk collection
in mind, it can be paired just as well
with any of our kitchens.









There's more than one clear-cut reason why you'd choose Henley over our other three kitchen collections. The first is if you're a lover of oak. Henley's the only kitchen where you can have oak cabinetry – exposed, natural, beautiful North American oak.

Henley

The second reason's that it's the only kitchen where you can mix your cabinetry finishes. You can have the Henley design in painted timber, in pure oak, or a mix of the two.

Then there's the character. Henley's not as minimal as Suffolk, but not quite as detailed as Chichester. It's that happy middle ground for those of you who didn't feel either of those were 'just right'.



HENLEY



“I fell for Henley, head over heels. It’s so simple but still classic and with regal undertones. In the end, what made me ultimately pick Henley was that it’s just what my heart wanted. I can’t really articulate it any better than that. I remember thinking to myself, I have to have that kitchen.”

Debbie, whose Henley kitchen was designed by Neptune Colchester.
[Read Debbie’s kitchen story on page 93](#)







Previous Henley kitchen, painted in Sage.
Oak work surface.

Left Henley kitchen in Classic Oak and Snow.
Barlow Black-Bronze cup handles and half-
beehive knobs. Dekton Sirius work surface.

Carter

A mixed-material approach
to kitchen cabinetry

A freestanding island like the oak and blackened steel Carter design is one of the ways to introduce a more contemporary, urban character to Henley. Particularly if you use the Black-Bronze hardware against the oak cabinetry, you'll create a consistent, cohesive look but with a good measure of difference too, which will give your kitchen a change of pace.

But, like with all of our designs that contrast and complement one another in equal measure, Carter will suit any of our other three kitchen collections.





The sleekest, the most contemporary and the most streamlined kitchen in our collection.

Limehouse is a kitchen for people who prefer a contemporary look and feel, but want the heritage and the quality of timber cabinetry over melamine and chipboard.

Limehouse

If you're the sort of person who has a hawk-like eye and real appreciation for detail, then Limehouse's meticulous design might appeal too. The precise lining up of all of the grooves running through each cabinet, and the mirroring of Limehouse's hinge design in its signature handle, are all part of what makes this collection feel so smooth and polished.



LIMEHOUSE



Above and left Limehouse kitchen, painted in Lily and Fog. Limehouse Chrome toggle handles.
Ceramic Plymouth Rock work surface.



“Limehouse isn’t as contemporary as you first think. It’s more about incredible attention to beautiful detail which gives rise to a calming, consistent display of simplicity.”

Jane, whose Limehouse kitchen was designed by Neptune Canterbury.
Read Jane’s kitchen story on page 113



Right Limehouse kitchen, painted in Lily and Fog. Limehouse Chrome toggle handles. Neolith Cement work surface.



Larders

Until you have a larder in your life, it's hard to put into words quite the effect they have. In one of our Real Neptune Homes interviews, Rachel (who has a Suffolk kitchen) said about her larder, "Now I get it. It's life-changing."

Double-doored, multi-tiered, adjustable-shelved. Pull-out vegetable trays, drawers of different depths, fan-folding storage racks. Each of our kitchen collections has its own style of larder, but they're united by the same design purpose – to provide cavernous, clever and deeply considered storage.

When our design team come up with a larder concept, they take the smallest of facets of day-to-day life into account. Like how to store tinned goods so that you can see the labels at a glance rather than rooting around and taking some out to remind yourself of what's lurking at the back. Or making sure the oak storage racks stop fiddly things like tubes of birthday cake candles from tumbling out every time you open the door.

Life becomes easier and cooking becomes effortless when there's a larder around.



Chawton

A make-it-your-own freestanding kitchen

Carefully crafted from the same materials as our kitchen cabinets – oak, tulip and hardwood ply – Chawton has plenty in common with Chichester, Suffolk, Henley and Limehouse, but one considerable difference too. It's freestanding.

Chawton works in every room of the home, but in the kitchen, it gives you the option to create the unfitted look. Your kitchen designer can look at using it instead of a run of cabinetry, configuring it so that it's wall to wall and ceiling to floor with a ladder and rail helping you to reach up high. Or, if you'd rather just have one small section, then a compact Chawton dresser with its oak wine accessories could result in a drinks cabinet to impress.







Previous Chawton low double dresser, painted in Ink, with oak wine shelves.

Left Chawton classic triple dresser, painted in Snow, with ladder.

CHAWTON







Cabinet colour
- Sage
Accent colour
- Rust



Real Neptune Homes

Leoni & her Chichester kitchen	65
Sharon's Chichester kitchen	73
Vivienne & her Chichester laundry room	79
Christopher & his Suffolk kitchen(s)	83
Sue & her Suffolk kitchen	89
Debbie & her Henley kitchen	93
Charlotte's Henley kitchen	99
Jonathan & his Limehouse kitchen	107
Jane & her Limehouse kitchen	113



Leoni & her Chichester kitchen

Leoni, her husband Nathan and their 12-year old, football-obsessed son, Casey moved from Surrey to their 17th-century listed barn in Kent, which was a working farm until only four years ago. It had already been converted into a home when they bought the property, but they've since completely reconfigured the layout and redesigned the interior. And it all started with their Neptune kitchen.

Leoni and Nathan had as good as decided on their Neptune kitchen before they'd even moved house, having explored the collections at their former local store, Neptune Wimbledon. With the help of Ellie, their kitchen designer from Neptune Tonbridge [their new local Neptune], they decided to stick with the collection they had loved from the start. "Chichester definitely stood out to me the most. I loved the light and bright colour. It made the space seem bigger but wasn't too clinical and I liked that it had a bit of a traditional character to it."

With the Chichester collection decided, the design of their new kitchen really got underway. Like most people, Leoni had more than one or two things on her wish list. "I wanted an island with a big Belfast sink in the middle and I loved the Everhot cookers I'd seen in the Neptune stores. Nathan wanted an American fridge with one of those water dispensers and we both wanted a wine fridge and lots and lots of storage. We have all of that – it's hard to say it without smiling – and more storage than

I could've ever imagined. We've got a larder, huge drawers, little drawers, corner carousel cabinets. I know where everything is and I can get to it all so easily," Leoni continued.

Leoni found the design process smooth and bump-free and gave high praise to Ellie, especially for how she was able to develop their ideas further and add things to the design that they might not have otherwise done. "Ellie suggested a breakfast pantry area a bit like what the Suffolk and Henley kitchens can have with those bi-fold doors. She made that work in Chichester for us. Nathan wanted to add a cooker hood too but it wasn't easy to do. Ellie figured it out though and it makes the room feel so cosy. I honestly couldn't fault Neptune in any way. The communication was excellent and the whole process was incredibly smooth. Even down to the tiniest detail, like how they gave us extra touch-up pots of paint, because they knew how, with Casey around, there would always be a ball in sight threatening my lovely Shell-coloured cabinets! I thought that was a really considerate touch that just summed up the whole experience for us."

CHICHESTER



“I love Nathan making breakfast in it. He’s the breakfast king. We just love standing together and looking at our kitchen too – I’m not even joking!”





CHICHESTER







The palette

Clean and crisp – Ellie suggested keeping to a single colour on all of the cabinetry and using the same Shell shade on the walls and ceilings too. Because of the busyness of the beams, her advice was to keep the palette neutral, natural and restrained with accents of oak and black coming through in the choice of hardware and styling.

The lighting

The same rationale with the pared-back palette applied to the lighting plan too. The only statement light sources are the Browning pendants lights that hang above the island and are in-keeping with the trio of colours in Leoni and Nathan's kitchen. Every other light source has been purposefully concealed with just the soft glow revealing their whereabouts.

The accessories

The room styling is very curated with most accessories being white, timber or black. Leoni has chosen different finishes and tones though, so there's varying texture and depths of colour, such as the crackle-glaze and aged white appearance of the Corinium jugs against the salvaged, gnarled wooden bowl on the kitchen island.

Designed by

Neptune Tonbridge



Sharon's Chichester kitchen

This Chichester kitchen is home to Sharon and her husband Grahame, retired property developers from Dorset. Settling in their Edwardian forever-home was an easy decision. Sharon knew from the moment she walked through the front door that this would be the one that they'd never want to move from. It's perched on a high ridge, looking down onto the Luscombe Valley to the sea, Studland and Brownsea Island below.

Redesigning the kitchen was high on Sharon and Grahame's list of must-dos. The couple wanted to update it, while respecting the heritage of their new home. This clear steer from the past helped to shape what style of kitchen Sharon had in mind as well as the layout. "The Neptune Chichester collection ticked the box for traditional cabinetry, but I could see it had the potential for a modern twist too."

With their kitchen collection chosen, they began designing their dream kitchen with their kitchen designer, Ami from Neptune Bournemouth, bringing their ideas to life. "The design process was very smooth," Sharon continued. "It was lovely to plan alongside an enthusiastic and highly creative person, and with her advice, we worked through every minutiae of design, such as aspects of light and space in the kitchen. Our kitchen wasn't fully ready when we began designing, but Ami was very amenable, making changes prior to the installation and helping us to overcome

problems that we ran into when my husband and I were preparing the space. She made it all very easy and went above and beyond her call of duty. All of her design ideas really evolved our project and her visuals helped me enormously to visualise how our kitchen would look."

Like with any kitchen design, Sharon had a few things on her wish list. She wanted a kitchen island instead of the central dining table that would've been there before, and an Everhot range to replace the well-worn Aga. She also longed for a big butler's sink as a nod to the Edwardian heritage. "I then chose mid-century globe pendant lights and bar stools to be sure we had a nice mix of Edwardian and modern eras."

"Chichester, for us, was everything that our home needs. For every oldy-worldy touch, there was a hint of modern-day design too. Legs instead of plinths, just the right amount of beading on the drawers, and a choice of colours that were all so timeless and understated. We couldn't be happier."



“From the first time I walked in when it was all installed, it felt like us all over. It makes our home a feel-good home.”







The palette

Sharon chose two soft neutrals – Shell and Silver Birch – to complement the natural materials in her kitchen. They also offset the charcoal-coloured Everhot, and together they make the whole room feel calm and crisp, but also bathed in warmth – helped along by the morning sun and the constant background heat of the Everhot.

The work surfaces

Sharon had always wanted a real Arabescato marble worktop but had been warned off it in the past. “I thought that, as it’s our last project, I should be allowed to have it, so I did,” she told us. Sharon’s unusual choice of worktop edge – a blend of two types of edge called Dupont and Medium Cove – is another small detail that adds traditional curved character to the smoothness of pared-back marble.

The hardware

She sourced some old stone flagstones and aged brass taps to bring an older quality to the kitchen and reflect the door plates and window latches. To that she added our Black-Bronze hardware to produce sharp contrast with the rest of the palette.

Designed by
Neptune Chichester



Vivienne & her Chichester laundry room

Down a quiet country lane in the village of Bolney, West Sussex, is the red-brick, Victorian home of Vivienne Cutler, her husband, Matt, their two boys Luca and Isaac, one Neptune kitchen and one Neptune laundry room.

“I walked into Neptune Hove and I fell in love,” were the words that Vivienne used less than a minute into our conversation. She was already more than acquainted with who we are and what we do, following us on Instagram and reading about us in the press, so had a good idea of what she wanted for her own home. It was a trip to her local Neptune store that brought it all into focus though. She told us: “I liked both the Chichester and Suffolk ranges, but in Hove, I spotted their Chichester laundry room and it was love at first sight. Luckily my husband agreed!” It was the prospect of a cohesive scheme that led Vivienne to ultimately pick Chichester. “In my home, one room joins the other, so I liked how everything would coordinate absolutely perfectly. We have, I suppose, what you’d call a utility room – a space that comes off our kitchen – but I had big plans to rebrand it as my laundry room with a little (or a lot!) of help from Chichester.”

Working with Lee as her designer, he suggested a kitchen split into two sections and a laundry room split into two as well – one part with

appliances and the sink, and another with ladder shelving that Vivienne calls her ‘laundry pantry’ because it’s where she keeps stacks of table linen, oversized dishes and laundry ready to go back upstairs. “My experience with Neptune wasn’t just about designing what cabinets go where, but the architecture and design of the entire space. It was a huge project and there were lots of on-site decisions made, because we needed to come off paper and screen to do things properly, and Lee was there with us every step of the way. He advised us on colour, on lighting plans, on layout, the lot,” Vivienne explained.

It’s not just laundry that goes down in here. There’s a full-height fridge-freezer too, where Vivienne stores all of the things that she doesn’t use every day. “It’s meant I just need a little fridge in the kitchen, which is where you’ll find things for cups of tea and bacon sandwiches,” she laughed.

In summary, she said: “Lee was like my fairy godmother, making everything happen and run like clockwork. I couldn’t have asked for more.”





The rattan laundry baskets

“This isn’t just where all the cleaning happens, it’s where all my laundry and cleaning things are stored too. I’ve got a cleaning closet full of sprays and cloths that free up space in the kitchen, another with the washing machine, a third that’s home to the vacuum and ironing board, and then this one with these beautiful rattan baskets that act as laundry bins – one for lights and one for darks.”

The Belfast sink

“In my new laundry room, I’m able to wash muddy football boots and wellies away from the heart of the home and away from freshly washed linen that’s airing around the corner. The double Belfast sink is so handy because I spin my tap over one part to get everything clean and then I put them in the other part when they’re done so that there’s no point when I have to put them on my worktops.”

The wooden walls and floors

Having seen the tongue and groove panelling at Neptune Hove, Vivienne asked Lee if she could have the same in her laundry area – a wish he, of course, granted, painting it in the same paint colour as her cabinetry. She also chose to keep the same wooden parquet flooring as in her kitchen so there’s no interruption between the two spaces. For something similar, try our Savernake flooring.

Designed by
Neptune Hove



Chris & his Suffolk kitchen(s)

Chris and Helen began conversion plans on their cathedral-facing, grade II listed property in the centre of Chichester back in 2007. Ten years in the planning, work finally began in November 2017, which saw them effectively rebuild the property's interior for their new family home, including not one, but two Neptune kitchens.

It was very early on in the project that the kitchen talk began. Helen, and the couple's twin daughters, Alice and Emma, went along to nearby Neptune Chichester to gather ideas and left with a kitchen collection chosen and a designer – Suzie – on board. Little did everyone realise at the time how integral Suzie was to the project as she went on to define the entire property's colour palette and supported on every interior design decision. With five storeys and over 5,000 square feet of space to renovate, this was no mean feat.

"I remember my visit to Chris and Helen's. The basement, which could serve as a self-contained guest accommodation with the second Neptune kitchen, was just a muddy void. We were having to use torch light on our phones and walk across tightrope-like planks. It was really special being immersed from the word go. It's been the most extraordinary project that just kept giving and giving," explained Suzie, one of the kitchen designers at Neptune Chichester.

Together, Suzie, Helen and Chris decided that the Suffolk collection would suit the building the most. They loved Limehouse too and have earmarked it for a future renovation; Chris is keen to work on a new build one day. They felt Suffolk suited the character of their Georgian property most and decided to have Suffolk in each of the two kitchens. "Suzie designed both kitchens for us at the same time. My focus was very much on our primary, family kitchen, so we went ahead with that and put the basement kitchen on the backburner," Chris told us. "We were conscious that we wanted a very high

spec finish and for the quality to be immediately evident, and that's what made us choose Neptune. The finish and the standard are excellent and very hard to come by. Having experienced the quality of the main kitchen we didn't want to compromise the high standard and therefore ended up having the second kitchen in the same style. Once you've had Neptune, it's very hard to walk away because you know you'll be compromising on something."

On the family's wish list for their principal kitchen was Suffolk's double-door larder and plenty of storage. They wanted the space to feel as open as possible, so Suzie chose just shelving and countertop cabinets rather than wall cabinetry to create a smooth flow between all of the elements. "There are features of our kitchen that we didn't even know we needed but that we now love. For example, the deep warming drawer and our Miele induction hob which is just so efficient. But it's the island that's everybody's favourite feature. It's where everything happens – cooking, chatting, eating, drinking. It's incredible how such a huge space has been made so functional and liveable. You just want to be here," Chris continued.

"It's been a lifelong ambition of ours to restore the building to its original grandeur, and we've had such a warm response from the community. Our Neptune kitchens are a huge part of that restoration work, especially our main one on the ground floor. Its detailed, impeccable design is what informed our decisions for rest of the house. It showed us how and why to raise the bar and just how good life can feel when you do."



“Our kitchen isn’t a kitchen, it’s a meeting place. This is where everyone wants to spend time. It’s enriched our quality of life and everyone who spends time in here seems to feel the same.”







The palette

Suzie suggested a colour palette that was neutral but slightly earthy in tone. The walls are in Shell while the cabinetry is in Driftwood. “The room was already so vast and light that I didn’t feel the walls and cabinets needed to be in the same colour; it didn’t need enlarging further. Instead, we used Shell for a feeling of openness, Driftwood for subtle warmth and Walnut on the island to add depth and a grounding feeling.”

The lighting

The lighting is kept subtle and soft. Just three Browning pendant lights hang over the island on separate dimmer switches so that there’s full control over how much light there is at any one time and the strength of the beam. Suzie also designed the full-height cabinetry to have an LED strip along the top so that there’s additional ambient lighting at the top of the room.

The flooring

Continuing with the neutral but wholesome atmosphere, the open-plan kitchen and dining room has our Marton oak flooring with a chalked finish. “It pairs perfectly with the rest of the colours in the kitchen and has a subtle visual link between the oak interior of the Suffolk cabinetry. Small details like that make such a difference,” Suzie commented.

Designed by

Neptune Chichester



Sue & her Suffolk kitchen

Former editor of House & Garden magazine, Susan Crewe, invited us into her Regency townhouse in West London to get a closer look at her small, but perfectly formed, Neptune kitchen. Perfect being one of the keywords there; it was an entirely bespoke version of our Suffolk collection...

Last year, Sue decided to renovate her entire flat. Enlisting the help of her son-in-law James of James Gorst Architects to reconfigure the layout, her cousin Jane Ormsby Gore of JR Design as the decorator, and Sims Hilditch as the kitchen designers, together they set about transforming this home into something very different to what it had been before. Though small, the kitchen was an integral part of the whole redesign.

"I knew from the beginning that I wished to have a kitchen closeted somewhere separate from my dining space. I've grown somewhat tired of open-plan kitchen-diners and longed for some segregation between the two. And from my dining room, I wished to have a table that would accommodate more than a few friends or family members. I said this knowing that it would mean I should lose space elsewhere in the flat, and it was the kitchen where that space was stolen. It left me with this slither of a thing and I wondered to myself, 'how on earth will I make something of this?' It was this fear that lead me straight to Neptune and Sims Hilditch [the interior design studio founded by Neptune's creative director, Emma Sims-Hilditch]," Sue explained.

When asked what helped her to decide on a Neptune kitchen she replied, "I admired their design philosophy. And that of Sims Hilditch

also. They take the trouble to design as things should be, deeply considering the perfect position for when one wants to reach for this and that when cooking, or when tidying away. They have this way of knowing exactly what one wants. I had such a matchbox space, the design detail was paramount or my kitchen would've been a veritable failure."

Sue passed the reigns onto the team at the Sims Hilditch studio, explaining exactly what she was looking for – a kitchen that wasn't folksy nor too clean-lined, a single butler's sink in which she could fit her roasting tin, and a palette and style of kitchen that would work with her Bert & May geometric floor tiles. They advised a calming palette of Neptune's shades Lily and Fog on the cabinets and walls – two tones that they assured Sue would suit the space and the light, as well as providing the perfect contrast to her bold and beautiful red dining room that adjoins the kitchen. They also advised that the Suffolk collection would match her brief best of all, but, to make it work, it would need the help of Neptune's bespoke workshop in Wiltshire. Here, they could take the 'standard' cabinetry and make necessary alterations – from the dimensions to extra features and even new cabinetry ideas altogether. "It was rather like being at the tailors!" Sue joked.

In the end, all but the integrated fridge cabinet and the sink base cabinet were made-to-measure in Wiltshire. They shrunk down each of the three pan drawers, and even reconfigured the solid oak cutlery insert to work in the top drawer. They also altered the wall cabinets to sit higher but to be smaller in size so they didn't overwhelm the room nor rid Sue of extra storage space. One was even made to fit a discreet extractor fan.

One year on, we asked Sue how was she finding life with her new kitchen? Was there anything she'd want to tweak or add? "I love it all. Truly. I wouldn't change a thing because we were so obsessive about the detail in the design process, and every bespoke element was made just for me and my little kitchen. It's simply perfect. I had misgivings about whether I could fit in all of my gubbins, but I find people are inclined to have too much stuff. I've found out that a few things are now essential to me. My tap that delivers me boiling water. I love it so much I could kiss it!

It's a joy for my morning hot water and lemon and my evening hot water bottle. I also get excited by my warming drawer, which came with the oven Neptune recommended. I've never cooked using it, but I warm my plates like mad. I plan to use it for summer meringues very soon. I honestly smile every time I get my chopping board and tray out – what a delightful cabinet it is. And when I put them away I say, yippee! And my little nooks and crannies make me laugh. What fun we had together deciding how to use those best. I delight in filling my spice shelf with yellow jars from The Spice Shop on the Portobello Road, and my pocket doors mean that I can shut away the mess when I'm hosting so we feel calm and contained in my dining area. Then there's my cubby hole, which was destined for cookbooks but has become the most valuable spot for all of the stuff that I don't wish anybody to see!

"Yes. I just love it," she said.





Debbie & her Henley kitchen

The Pearce family home was made for them – literally. Debbie works part-time at Neptune Colchester, but is also director of the company she runs with her husband Dean – Dean Jay Pearce Architectural Design & Planning Ltd.

Based in the village of Long Melford in Suffolk, they specialise in building bespoke homes for discerning clients and developers, as well as dealing with land acquisitions. It perhaps now comes as no surprise to say that their family home began as a plot of land, and that they designed and built it themselves.

Having been part of the Neptune team for over three years, Debbie knew all four of our kitchen collections inside out, although she surprised herself with what they chose. “I’ve always loved Limehouse. From the moment I started at Neptune, I thought that when I came to re-do my kitchen, that would be the one for me. But, when you’re surrounded by Chichester, Suffolk, Henley and Limehouse every day, you start to love them all and you learn about the spirit behind all of the collections. In 2017, when Henley was redesigned, I fell for it, head over heels. It’s so simple but still classic and with regal undertones,” she said. That’s the overall feel of her home: very Scandi, open and light, with lots of glass. But above all, pared-back, less-is-more and enduring. Details like Henley’s neat and contemporary square skirting go really well with that. “In the end, what made me ultimately pick Henley was that it’s just what my heart wanted. I can’t really articulate it any better than that. I remember thinking to myself, I have to have that kitchen.”

Debbie designed her kitchen at Neptune Colchester. “The whole process, including installation, was so smooth,” she said, “the only complication was spilling a cup of tea over the designs! I had to charge to the store to get print-outs of new ones.” Although Henley is available with exposed oak cabinetry as well as painted,

the Pearce family opted to just have the painted finish. “There’s a lot of oak in our house already,” said Debbie, “so I wanted it to be a subtle feature in our kitchen – something that’s seen when you open drawers and cabinet doors – rather than a big presence.” When it came to the work surfaces, Debbie had practicality in mind. “The worktop is quartz, which is light and has a similar look to marble but is much more easy-going, something that’s very much needed with children in the house. We used it throughout the kitchen and up onto the splashbacks.” The final look, she said, is “contemporary, but not as much as Limehouse would’ve been.”

Now that their kitchen is complete, we asked Debbie what she’d say is a ‘must have’. “Definitely the larder. I can’t believe just how much I can get in there, I was amazed, even though I’ve worked with these cabinets for years. I don’t use any other cabinet for storing food now, although I’ll admit mine’s not all that beautiful inside. There are tins of baked beans in there! The big pan drawers are useful too,” she continued, “I can fit everything in and it’s all so neat. I especially love the oak and the secret drawers inside. And the Black-Bronze rods in the bottom that stop your pans from making scuffs. I’m not an organised person, but having a roomy kitchen makes me organised. And I really love that.”

HENLEY









The palette

Debbie's kitchen features varying tones of greys and white. They chose Snow for the majority of the cabinets but Smoke on the island as a central point of contrast. While the walls are painted in Shingle.

The lighting

Debbie and Dean chose ceiling to floor glass windows and doors so that their kitchen's main light source is a natural one. The other feature piece of lighting comes from the three Belgravia chrome pendants over the island. There are also a few recessed spotlights over the back run of cabinetry to provide directional, task lighting for food prep and cooking.

The styling

Because of the family's love for minimal detail, the styling is very light. A contemporary, unobtrusive tap design is positioned next to the undermounted stainless-steel sink and the hob and extractor fan are both flush to the surface and the ceiling so that they almost disappear. Aside from this, the accessories are largely plant-based so that the overall effect isn't too stark and cold.

Designed by
Neptune Colchester



Charlotte's Henley kitchen

This period property, set within the grounds of a Cheltenham estate, is large in every way, from the square footage of the house itself and the seven acres of land that surround it (where you'll find the family's four alpacas – Cloud, Muffin, Pablo and Larry), to the scale of the rooms and the family of eight who live inside its confines. Welcome to the home and the Henley kitchen of Charlotte, her husband, Lee, their four boys and, last but not least, their two pet pooches.

Before Charlotte and her family even moved into their new Cheltenham home, renovation work had long begun, with a team of 30 or so people refurbishing every room over three months. The kitchen was a part that Charlotte had been imagining for some time, with a picture of a Neptune kitchen in a magazine that really sparked her imagination.

As she looked around Neptune Cheltenham, Charlotte decided that it was our Henley collection that would most suit her home and style. She liked its subtle grandeur. "Kate was our kitchen designer, and I explained to her that I wanted the height and the wow of the kitchen I loved in the magazine, with its full-wall dresser. That was the key part of my brief. She was brilliant, and completely understood what I wanted and how to make it work in a way that suited our home. At first, I was nervous about a run of oak cabinets mixed in with our Charcoal-painted ones, but it's perfect."

Charlotte's wish list, aside from her 'wow' wall cabinetry, included a big island and sub-zero fridge – a request of Lee's – but most of the conversations pivoted around the vast dresser

section. "We had Neptune's bespoke workshop alter the cabinets so they went right up to the cornice. Kate suggested that so we could really show off the ceiling height – such a great designer's tip. We added the oak ladder to reach up high, though we don't need to go up there often. We use it when we need it, otherwise, it just looks so smart." Other parts of Charlotte's design included a bespoke Henley window seat with storage below, two larders and a workstation that blends into the cabinetry as they wanted somewhere for a family computer that wouldn't stick out like a sore thumb.


Once Charlotte's kitchen was installed and all settled in ("I used Neptune's installation team because I wanted their lifetime guarantee; it meant I could step back and relax," Charlotte added), she decided to bring Neptune back to design a room for her dogs and a laundry room upstairs. "We have Neptune's housekeeper's cabinet, a deep butler's sink for dog washing, and bespoke dog bed cabinets too. And upstairs, I have almost two of everything from the Chichester laundry collection. It's one of my favourite rooms in the house."





"I love having a glass of wine in here with Lee or my friends. It's such a lovely room to be in. It's where I like to unwind as much as cook. I call it my living kitchen."









The palette

“At first, I was nervous about a run of oak cabinets mixed in with our Charcoal-painted ones, but it’s perfect. I find the oak suits the character of the property and gives the room a rich but calming texture, but the darker cabinets give me the drama I was hoping for.”

The work surfaces

Charlotte liked the idea of marble in her kitchen but, with children running about, she wanted something more practical and chose a white quartz in a polished finish so it reflects the huge amount of natural light. She then added a potboard at the end of her island to provide a small portion of oak work surface space to mirror the wooden cabinetry.

Lighting

Charlotte wanted to have some statement pendant lights over her kitchen island, which she got from Heal’s. Kate suggested white so that there was a link between the white of her work surfaces and sink and wall colour. For a similar look, try our Byron pendants.

Designed by

Neptune Cheltenham



Jonathan & his Limehouse kitchen

Not too far away from London's Ealing Broadway tube, lies the three-storey, 1880s-style semi-detached home of Jonathan, his wife, Rachel and their two children. Both accountants (out of necessity rather than personality, Jonathan quips), this creative household have lived in the property for over a decade, and have recently set about renovating it to reflect their love for contemporary clean lines and playful relationship with colour.

Jonathan's kitchen project began with a sizeable extension. Inside, there's a mixture of exposed London brick, stark white walls and dark Norwegian hardwood floorboards. It's a crisp, sharp and abundantly bright kitchen that makes sense for a family that favours contemporary-style interiors.

When deciding how to fill their newly-created shell, Jonathan knew he wanted cabinets that mirrored the design direction that he'd taken for the rest of the room. "I was new to Neptune. A friend had a Neptune kitchen and urged us to go look. So, the four of us went to Neptune Chiswick and it was actually a very easy decision," Jonathan told us. "We could see, quite easily, how everything would work in our home as soon as we came across Limehouse. Fundamentally, it was the simplicity of the lines that got us, and the breadth of cabinet styles. We knew when we left that we'd be able to fill what was a very large space at home in a very beautiful way."

Like with any kitchen renovation, Jonathan had a number of aspects that he wanted to include, which began with colour and hardware rather than cabinetry styles. "The Lily colour of the cabinets at Neptune Chiswick jumped out immediately. We knew we wanted to keep that

palette. The simplicity of the Limehouse handles appealed to me as well. I felt they really added to the design and was sure I wanted to have those featured on the cabinets. The work surface in the store was a deep grey colour and had scratch-proof and heat-resistant qualities that we knew we'd find very useful, so we requested that as well as one area in timber too. And we wanted to have a French gas stove in tangerine orange."

The family's preference for a contemporary kitchen design needed to take into account ample storage space that would allow them to keep the surfaces clutter-free. Jonathan didn't want anything to distract from Limehouse's smooth flow of perfectly-lined up channels in the cabinet fronts. "We have no temptation to fill the surfaces because we simply don't need to. There's room to keep virtually everything away. It's all there and there's no need to go hunting for things."

Before we left, we asked Jonathan how he found the whole kitchen experience with us. "It was simple. That captures everything I have to say. The design is beautifully simple, as was the process and as is the way it feels to use it every day. Our kitchen is the anchor of our house. This is where we always choose to hang out."





“My favourite thing is having the two children and my wife all in here together. No-one’s on top of one another. We can each get on with our independent activities but be together at the same time. And I love to cook and serve for big groups in here.”





The palette

Combining the Lily-coloured cabinets that Jonathan had seen and loved at Neptune Chiswick with the French gas stove in tangerine orange to accent it and reflect the warm base tone in the floorboards, the overall palette is one of understated warmth.

The work surfaces and hardware

The simplicity of the Limehouse handles appealed to Jonathan too and he wanted those to be a feature on the cabinetry. The under-the-radar nature of the grey ceramic work surface was chosen more because of its functionality - it has scratch-proof and heat-resistant qualities. A small run of timber worktop was also included.

Styling and accessories

While the family's style is very contemporary and their way of living uncluttered, they still like to have things on show that make the kitchen easy to use and to show that it's a well-used and loved space. That's why they had the utensil bar put across the hob to hang all of their utensils like in a chef's kitchen. And there's the occasional something on the work surface like the oak bread bin and the woven fabric tray made by Rachel's grandmother fifty years ago.

Designed by

Neptune Chiswick



Jane & her Limehouse kitchen

Recently retired Jane and her architect husband, Brian had been living at the family home in Kent, biding their time until the perfect bolthole property came on the market for them to snap up and start afresh somewhere with a slower pace of life. So when, as Jane described it, 'a derelict shed' became available in a very rural Norfolk hamlet where they'd mainly have open fields and oak trees for neighbours, they took the plunge and became its proud owners.

It was always going to be Limehouse for Jane and Brian. "As soon as we saw Limehouse we said, now we just need to find a house to put that exact kitchen and that exact layout in! We were both drawn to it straight away. It isn't as contemporary as you first think. It's more about incredible attention to beautiful detail which gives rise to a calming, consistent display of simplicity. So many contemporary kitchens are shiny and cold, but with Limehouse, you have the warmth of the wood that comes through beautifully which helps it to sit well in an older style of property. The lines on the cabinets, the design of the handles and the Plant paint palette all resonated with us, and the store experience shows you how it all comes together. Plus, the level of thought apparent in the internal cabinetry gave Neptune an edge over everything else we'd seen," she said.

Jane and Brian found their home roughly 18 months ago, and when they did, they realised their closest Neptune store would no longer be Neptune Tonbridge, but Neptune Canterbury. "I'd constantly be popping to Neptune Canterbury, sitting in the Limehouse kitchen area with a coffee, picturing life with it in my home. I did it for months!" Jane

remembers, laughing. So excited she was about designing her Neptune kitchen, Jane kick-started the process over a year before her kitchen was fitted. "Lily [their designer] seemed so happy that it would be a long process and totally understood our excitement to just start playing with ideas, even if we couldn't do too much just yet, which we really appreciated. She seemed as happy and eager as we were."

The design process involved much more than just choosing cabinetry and colours. Lily was able to show Jane and Brian a room plan with their oak trusses, their glazing and their furniture choices so that they could really see the whole space taking shape and be confident in their final selections. "We did make a few last-minute tweaks. There was a complication with our kitchen island in that we decided we wanted it a bit narrower, which in turn affected the choice of extractor meaning we needed an integrated fan to be built in to the hob. Lily just sorted everything for us. We were going on holiday and she just told us to go, enjoy ourselves and she'd research it all and make it happen. It was above and beyond her call of duty really. She made us feel like we were her only customers."



"I ended up with other pieces in the kitchen that I didn't even know my heart was hankering after. My chopping board and tray blocks, the huge drawers with the clever inner drawers, the wine rack, and the fluid arc of movement that Lily created with the layout. I wouldn't want my kitchen any other way."







The palette

Jane and Brian instinctively chose the Plant palette with Lily as their cabinet colour. The walls are painted in Slate IV from Paint & Paper library and the rest of the colour scheme centres around shades of timber, taupe-greys and accents of green through potted bulbs, herbs and Eames chairs in the adjoining dining space.

The lighting

Brian's big area of focus was the lighting, being drawn to the strip LED lighting at Neptune Canterbury just above the kickboards and below the work surface. "It makes the kitchen look like it's weightless and floating at night time – it's the most wonderful atmosphere," Jane added. In addition, they chose the Keats pendants lights in Nickel above the island and a few Coates recessed spotlights in the rafters.

Designed by

Neptune Canterbury



to gather
together

Days to fit everyone in
- Marquette extending table
& Marquette chairs
Painted in Steel & Sky
Relaxed Linens



A Center
Potted plant



Personalising

Bespoke workshop	120
Paint	124
Work surfaces	130
Sinks and taps	132
Organisation	137
Handles and hardware	141
Tiles	143
Flooring	145
Lighting	149



Bespoke

This is your dream kitchen, and we'll go to the ends of the earth to bring your vision to life.

Kitchens can be complicated spaces. Nibs and nooks, slopes and slants can all get in the way of finding cabinetry that fits like a glove. That's why we opened our bespoke workshop in Wiltshire. It means you can ask us to make cabinetry to whatever width, whatever depth, and whatever height you need so you don't ever have to compromise on the layout, and the kitchen, you want.

That's what fundamentally sums up our bespoke service – it's about making what you want happen.

It might be that your kitchen designer suggests going bespoke to make the most of your space. Or, if you have a bespoke idea that you want to run past us, like an aspect of Henley's larder being brought into Suffolk, then bring along your ideas to your design consultation. Our bespoke service also extends to finishes – in the past, we've known people who've fallen for the Chichester's exterior, but long for Suffolk's exposed oak interior.







Paint

Colour is one of the most transformative layers of a room's design.

With your kitchen, there's a wealth of different effects that you can create, whether you're painting the walls the same colour as the cabinets for a calming, blanketed look, seeking stark contrast between cabinets and worktop (think a dark colour like Charcoal against Carrara marble) or if your heart is with soft, soothing neutrals.

Our paint service:

If you'd prefer something different to your collection's signature shade – the one that we think suits it particularly well – you can choose our paint service where we'll repaint it in any of the shades from our palette. That's one of the many beauties of natural timber. It can be sanded down, primed and painted anew in the colour of your choice, again and again.

Whether you're having the exterior, interior, or both re-painted, we'll vary the number of base and top coats according to how many your chosen shade requires. And we use a mixture of spray-painted and hand-painted techniques, so the finish is as perfect as can be.









The palette

We have a core collection of 28 timeless shades, which we group into seven colour families, all inspired by nature.

On top of that, there's our archive of shades from seasons gone by, which we can blend on request – we've kept the recipes safe.

Our paints are absolutely always a water-based acrylic. High-performing, low in chemicals and practically odour-free, they're a far better option for our homes, the environment and our own health. We then play with traditional pigments to create our edited palette of unique colours.



Order our paint book or stop by your closest store to see the full palette up close.



Work surfaces

One of the defining features of your kitchen,
but work surfaces can also be the area where you
have to choose whether to lead with function or form.

Are you an avid cook? Are you somebody who springs into action whenever there's a spill or are you more likely to be the person who notices red wine rings the morning after the night before? Do natural materials appeal to you most? Do glossy surfaces attract you more than those honed and matte?

There are lots of questions to ask yourself when choosing a kitchen work surface, and your answers will lead you down the road to the material that makes the most sense for your home and lifestyle.

Material settled, you then have a selection of finishes to mull over, whether that's salt-and-pepper-dappled granite or the sort that's onyx black and blemish-free. If you had your heart set on marble but it turns out that quartz is your perfect match, there's an array of finishes that will help you to achieve marble's beautiful veining but with the safety net of quartz's robust character.

At every Neptune store, we have samples of all of our work surface options so you can see them up close and handle them first. Once your cabinets are in, our template specialist will come to your home so they're made to measure to the millimetre, and return to fit them for you a week or so later.



You're going to ask a lot of your sink and your tap. From pan scrubbing to dog washing, they're your kitchen's work horse. That's why you need a pairing that's going to handle chores like a breeze while looking elegant and effortless all the while.

Sinks and taps

Edited choice – two words that you'll hear over and over again, because our approach is about giving you the option to bring together every aspect of your room design in one place, but never with so many options that the process becomes overwhelming. And it's those two words that ring true with our small, select collection of sinks and taps.

Exposed ceramic Belfast sinks or ones that are concealed and in contemporary stainless steel; taps with an elegant (and useful) swan neck, an optional hand-rinse (washing-up has never been so easy), and those that provide instant hot water (and mean there's one less item taking up work surface space); combinations that show how even the most standard aspects to your kitchen have the right to be designed meticulously and the potential to make using your kitchen ten times easier.

Your kitchen designer will talk you through our options to find the sink and tap pairing that best suits your space, but if you want their help sourcing one from elsewhere, they'll be more than happy to help you figure out what might work and where to find it.



Previous Villeroy & Boch ceramic double-bowl sink. Perrin & Rowe monobloc tap.

Above Medium stainless-steel sink. Quooker Fusion Square tap.

Right Villeroy & Boch ceramic single-bowl sink. Quooker Nordic Round Twintaps.





Kitchen organisation

Good design understands that it's
what's on the inside that counts.





Clockwise from top left Orford and Ratcliff drawer dividers. Orford wet store. Ranmoor pan drawer protector. Orford knife block and spice trays.

Storage starts with cabinet space, but that's not where the story ends. Good design encompasses what happens behind closed doors (and drawers). And good design understands that it's what's on the inside that counts.

The prospect of living in a kitchen where you open a utensil drawer and everything is ordered, easy to find, and has a natural slot to return to, can feel like a mirage. Doesn't everybody start with organised intentions and then real life's rushing about means that you resort to the usual chucking it back in and grappling with the chaos later?

That's why we set about designing a way to make organising the inside of your cabinets second-nature. Oak knife blocks that give you an alternative to the sort that stand on your work surface; Black-Bronze bridges that go inside larders to give you multi-tiered storage so everything's always in sight; spice inserts for our drawers so you pull them open and every spice jar is happily hammocked and easy to pick out from the crowd; stainless-steel lined wet stores to stash damp washing up sponges and cloths so they're out of sight and out of mind. And there's plenty more where these came from.



A handle or a hinge has the potential to make or break a kitchen's look. That's why we created our own ironmongery collection to offer different handles, a variety of knobs, alternative hinges and a choice of catches to safeguard every detail.

Handles & hardware

Our belief in the power of good design can be felt in even the smallest components.

All of our hardware is designed, meticulously, in-house. We draw, we test, we sample, we tweak, we re-evaluate – just as we do with all of our pieces.

Hardware deserves respect. It's what takes a kitchen design to the next level. It's the hawk-eye for detail that brings your entire room together.

With your kitchen designer at your side, you'll work out the hardware combination that makes both you and your kitchen happy, be it Black-Bronze handles, hinges and catches the whole way through or an eclectic mix of shapes and sizes.





Tiles

Not just for floors and not just for bathroom walls, tiles have a very valid place in the kitchen, bringing resilience and texture to your walls.

Tiles as an alternative to a hob's splashback, tiles in a single row for your worktop's upstand, or tiles all over your kitchen's walls instead of paint – there's more than one way to feature them in this, your home's busiest room.

Our collection of wall coverings has three main designs – Elcot, Kennet and Cranbrook (Cranbrook is timber shiplap boarding rather than tiles, but looks beautifully rustic in a kitchen). Elcot is our take on the iconic metro tile, slip-casted in Italy and hand-finished in Marlborough. With their simple, rectangular shape, they come in three different sizes and four muted tones that are all glazed and ever-so-slightly pearlescent in finish. Kennet on the other hand is an Italian Carrara marble tile that comes in a choice of three geometric shapes – rectangular, hexagonal and herringbone. Velvety in texture, they dramatize marble worktops, bring in a touch of natural stone if you've chosen quartz, or provide contrast for worktops in granite or oak.



Stone flagstones, timber boards, aged parquet and terracotta brick are all flooring options that your designer can make a part of your kitchen's design from our own collection.

Flooring

There's so much to think about when you're redesigning your kitchen and so many facets to bring together, from plastering and paint colours to wiring and decisions on lighting, and from appliance choosing and ordering to floor screeding and plank picking. Wherever we can, we've included designs in our collection that mean you can keep those decisions under one roof to keep the process simple and smooth. Like flooring, which you'll select and have laid ready for when kitchen installation day arrives.

Perhaps you've always hankered after tumbled-edge limestone flagstones (have a look at our Chesil and Seaton stone flooring if that's you), and know that whatever happens, that's the flooring you want in your kitchen. Your designer will then be able to suggest what colours of paint and hardware will best complement it. Or maybe your dream kitchen centres around the cabinets. If so, your designer can suggest which flooring should be the missing piece to your almost-complete jigsaw.

But it's not all a question of style. From which are compatible with underfloor heating systems to which will show paw prints and crumbs the least, your designer's there to guide you to the flooring that responds to your day-to-day too.





Previous Savernake Dark Vintage Herringbone engineered oak flooring.

Left Seaton sandstone tiles.

Above Savernake Chalked Chevron engineered oak flooring.





Lighting

A kitchen that appreciates the importance of lighting is a kitchen that will be all the more atmospheric to be in, beckoning to stay for longer, and pleasurable to come back to day after day, year after year.

Considering lighting from the start of your kitchen design project is pretty crucial. When lighting is an afterthought in any room, it never gets its moment to shine as bright as it could.

Most kitchen renovations will involve replastering, and so it's a good idea to seize the moment and have a new lighting plan put into place before everything has been 'made good'.

As you and your designer define your kitchen's bone structure, you'll be able to get their advice on how to effectively light the space. There's LED strip lighting to consider inside cabinetry to light up the contents and, if it's a glazed cabinet, provide an ambient backdrop too. Put by the kickboard and it can make your kitchen look as though it's floating when all of the other lights are off or dimmed low at night-time. There are wall lights to make sure you're creating layered lighting from floor to ceiling, and lamps to remind you that this is as much of a living space as a working kitchen – try them at the end of an island or run of cabinetry. And of course, there are pendant lights to add drama and soft puddles of light over a kitchen table or island, as well as recessed ceiling lights in spots where you need a directional beam of task-style light, such as over the sink.

A kitchen that appreciates the importance of lighting is a kitchen that will be all the more atmospheric to be in, beckoning to stay for longer, and pleasurable to come back to day after day, year after year.





Chy. Ljung



Principles

A different perspective	154
Tried and tested joinery	156
The right materials	158
People who care	160
Where we make	162
The test of time	164
Our lifetime guarantee	167



A different perspective

Deciding on who to turn to for your dream kitchen, be it a local carpenter or a specialist brand, generally means you'll be calling into question a few things, like quality, cost, trust in the people and trust in their processes. So, to help you decide whether a Neptune kitchen is the right fit for your home, there are five things to know about what makes us, us.

The way we make; the materials we use; our belief in timelessness (playing the long-game and investing in value rather than a quick-win on cost); and our belief in our people from designers to fitters – people who care about doing the right thing – are what we'll cover in the pages to come. But the first and fundamental philosophy that defines our purpose-driven thinking and underpins everything we say and do is that we believe in a different perspective.

At no point will any part of your kitchen experience be borne from a mindset of following the crowd and accepting the 'done way'. By asking relentless questions, you discover new and better ideas, improved techniques, as well as more suitable materials and processes.

A Neptune kitchen walks its own walk because that's how we can say, hand on heart, we're doing the right thing by you and by the design.

A Neptune kitchen sees things differently.

And a Neptune kitchen thinks differently; it thinks for itself.

Details in our doors

Cabinet-making is an age-old practice, but our craftsmen know when to make slight alterations to suit the style of each piece. For example, because of a beading detail on our Henley doors, their corners have what is called a scribed join, rather than a mortise and tenon (though they feature elsewhere).

Here, our bespoke workshop in Wiltshire takes apart one of our Henley doors to show you the craft behind each cabinet.

Five-piece construction

Every kitchen door has a traditional and pared-back making method – two stiles (the vertical pieces of timber), two rails (horizontal) and one panel (central). It's how cabinets have been crafted for centuries, and it's a way of working that we know, we trust and we wouldn't want to change.

Solid timber frame

The central panel is hardwood ply – because a full tulip or oak door would see too much movement over the years no matter how much clever joinery you use – but the frame of every cabinet is solid, natural timber. Not only is that for character and quality, but it gives hinges and hardware something secure to hold onto.

Floating panel construction

The idea here is that the tulipwood (or oak if you're choosing the oak Henley kitchen) frame provides the structure for the central panel rather than relying on glue. By not locking the panel down, it gives it a tiny degree of room to move, which is exactly what it needs.

Mortise and tenon joints

Mortise and tenons in the frames and doors are there to resist any temptation for the door to twist. When you're joining two sizeable pieces of timber, you need a significant part of one to feed into the other; a butt joint wouldn't be strong enough. A mortise and tenon join provides plenty of structural stability, but we like a belt and braces approach so use a solid timber dowel to create a mechanical joint too.

Tried-and-tested traditional joinery



Every single cabinet in our collection has proper jointing the whole way around – top to bottom, corner to corner, side to side. They don't need the company of another cabinet attached to them to promise stability; ours stand on their own four feet following joinery techniques that have been used for centuries, that you know you can trust, that have stood the test of time already and will continue doing just that.

The right materials for the right application




NATURAL TIMBER

Tulipwood and oak are the natural hardwoods that we're honoured to use in our kitchen collections. Renewable and resilient, when handled and crafted properly, they're materials you can rest assured won't let you down.

Timber is the material for which we're most known. We understand it inside-out, we respect its every inch, we know its potential and abide by its limits. Fundamentally, a kitchen made from meticulously sawn and jointed wood is a kitchen that's strong.


We chose tulip for its reliability and versatility (it's ideal for sculpting mouldings and beadings), but also for its pale appearance and muted grain, which means it takes to a painted finish like a duck to water. And oak for its heritage, its warmth, its mighty presence and its even mightier core.



HARDWOOD PLY

Our material selection doesn't centre on what's grown from the earth. It's a case of choosing and combining materials that suit the purpose, like our high-grade ply that provides extra strength and stability.

There might not be such a thing as a plywood tree, but it's very much classed as a type of timber. By cross-laminating layers of natural wood veneer (in other words, lying the grain in one direction on one layer, and at right angles for the ones after), the result is a piece of timber that's unshakeably strong and highly resistant to shrinkage and expansion. It's what our designers call 'dimensionally stable' and they use it in parts of the cabinet that would be susceptible to movement that we can then mount our natural hardwoods onto.



CHIPBOARD

Chipboard is a wood substitute that releases harmful dust when cut and doesn't offer the level of reliability and strength that your kitchen cabinetry deserves.

Chipboard, particle board or low-density fibreboard are the same names for the same mixed material comprised of sawmill shavings and even sawdust along with various glues and resin. One of our designers referred to it as 'a nasty thing to work with', because of the fine wood and adhesive dust that spill into the air when it's cut. There are now water-resistant versions of chipboard, but to achieve that means adding in yet more chemicals. The environmental and health consequences are enough to deter us from using it, but it equally doesn't have the structural integrity that we'd feel comfortable bringing into your home – it's in fact weaker still than MDF. You won't find it anywhere in our collection.





Above: non-water-repellent chipboard before, and after, soaking in water for 24 hours

In a nutshell

Solid oak or tulipwood cabinets sound like a beautiful thing, but designing to stand the test of time is a case of understanding materials, their potential, their limits, and how to apply them best. Tulipwood alone would move too much and needs a stabilising timber to counteract that. And oak alone would cost considerably more when you could achieve better structural integrity with other materials, for less, with oak only showing on the areas where you see and enjoy them most.



*A team with a
combined experience of
over a thousand years*



People that care

Materials, joinery, the right look and the right feel are all well and good, but you need the people in place to turn the tools and take hold of the vision to transform them into something tangible, meaningful and everlasting.

We believe the investment of a new kitchen is on our side as much as yours, which is why we invest ourselves into its every facet. From the designers responsible for the engineering behind our cabinets to the makers in our production house who painstakingly pour over every last detail; and from the kitchen designers who handle your home with the same vigour and commitment as though they were designing for their own to our accredited fitters who install your kitchen so fastidiously that we guarantee their craftsmanship – and that of our whole team – for life (more of that on page 167). Ours is a team with a combined experience of over a thousand years. You might only see a handful of faces through your Neptune kitchen experience, but you've had the force of many behind the scenes, contributing and caring.

When you're considering who to bring on board for your kitchen renovation, take the time to ask who's behind every component and ask where the founders fit into the equation and how invested they are too. For the record, ours are involved day in, day out, design meeting in, process review out. And their goal is to build a brand, a collection of designs and a set of principles that will last a hundred years and more. They want to know that what they've nurtured won't falter and what you've brought into your home won't let you or them down, five years, ten years, one hundred years down the line.

Made by hand

Our cabinets are all hand-made by our slowly grown, in-house team either at our production house or bespoke workshop. And this is where you'll find them both.

Wiltshire

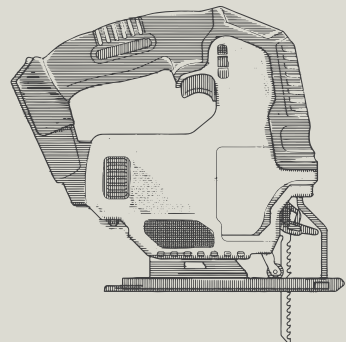
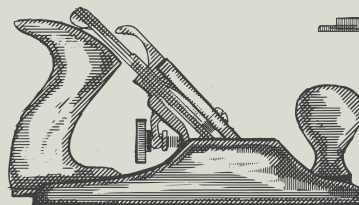
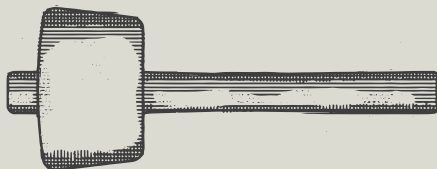
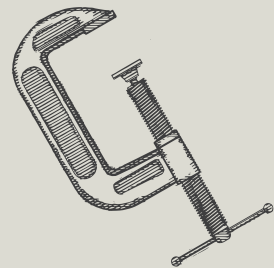


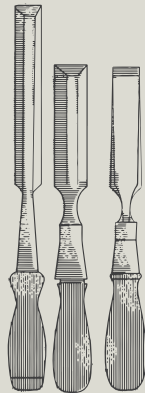
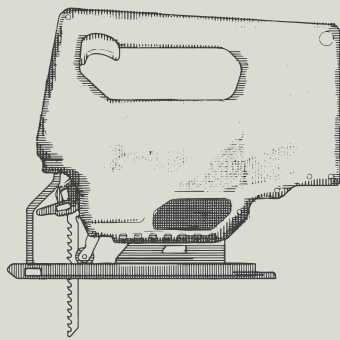
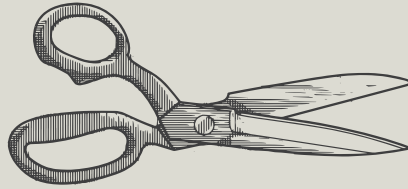
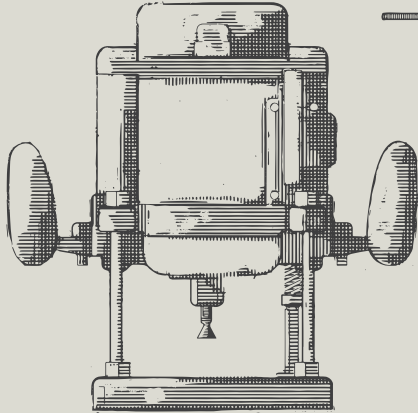

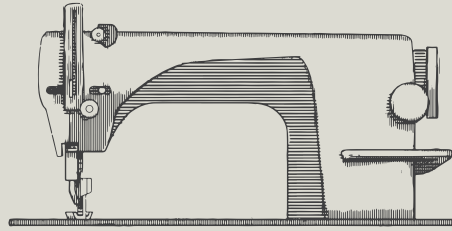
British born and British raised, we put down roots here in Wiltshire over 21 years ago and that's where you'll find us still. Neptune HQ is where our designs (for our whole collection, not just kitchen) are born and where all of our making stories begin. They often end their design journey here too. It's also where we have our specialist carpentry workshop, where we inspect, perfect, and craft any bespoke pieces of cabinetry. A few steps away from that are our painting workshops where we carry out custom paint projects and the precision finishing that we've become known for. And above that is our training academy. This is the place that sees us experiment with new ideas, develop new ways of doing things, and teach all of our approved kitchen fitters the art of installing a Neptune kitchen.

Qingdao

As we grew, we knew we needed to come up with a way of making that would tick a number of important boxes. Unwavering quality was a must, as was genuine craftsmanship. Care and consideration from anyone joining the Neptune family. But fair pricing and efficiency were crucial too so that we could make beautiful things without it costing the earth and without anybody having to wait a lifetime for it to arrive. Our principles weren't going to change just because we were moving some of our production overseas, so we needed to think of a way that would endure, and never fall down in any one of those areas.

So we built our own production house from scratch, in China. Not many companies get to say that. These aren't facilities that produce all sorts of different products for all sorts of different brands. These are simply an extension of our Wiltshire home, creating Neptune designs by Neptune people in the Neptune way.

It's not always easy saying that something is made in China. Mostly, people would prefer to read that it was made closer to home. But for us to do the same, on this scale, in the UK, would have meant compromising on one of our standards, which wasn't something we were prepared to do. We also felt strongly about challenging the negative stereotype around making here. The level of skill and care for which we strive isn't a found-in-Britain only concept.





John and Emma's Chichester kitchen, 2009

Investing in value and designing to stand the test of time

(These two principles are very much intertwined.)

By designing once and designing well, you won't be left with a kitchen that you fall out of love with and want to rip out and start afresh in the blink of an eye. And by creating kitchens that are in it for the long-run, you're able to champion the anti-waste and anti-throwaway mindset; forever pieces are a more sustainable, conscious approach to interior design.

But environmental positivity isn't the only plus-point with a timeless kitchen. You're also able to relax, safe in the knowledge that your home won't need to endure the overhaul again. Timelessness over trends; uncompromising standards over slapdash; integrous, trustworthy materials tell you that your kitchen won't suddenly or slowly fall out of favour. And to make extra certain that your Neptune kitchen will last the course, we've chosen a hardwood that you can repaint years later, hardware that you can swap, and cabinetry that's made so well that you can even take it and move it to a different part of your house or a different home altogether. It has versatility in its roots so that it

can grow old with you. That's precisely what our co-founder did with his Chichester kitchen as the image to the left goes to show – that's his original Chichester kitchen in his family home. Turn the pages though, and you'll see the same kitchen, moved to a different spot in their home and expanded with new additions like a Chichester island and dresser.

And it's this promise of timelessness that means we talk about value more than we talk about cost. Ours are kitchens that will give you a lifetime of love and use, and ours are kitchens that encompass cabinetry, bend-over-backwards-for-you service, a lifetime guarantee, and the wisdom of international interior designer, Emma Sims-Hilditch.

A Neptune kitchen is an investment, not an impulse buy. And remember, you don't necessarily need to spend a lot of money to get something incredible (as our £8,000 kitchen goes to show in nine pages' time)...



John and Emma's Chichester kitchen, 2019

With you for life

Our lifetime guarantee

Now you know a little more about what goes into a Neptune kitchen, we hope you can see why we say with confidence that they're built to last. But for that extra touch of reassurance, we offer a lifetime guarantee for every home that uses one of our approved installers.


Our full-assurance lifetime guarantee means that, should you ever need us, we'll be there. And to make calling on us as easy as possible, all of the details are written in plain English. No technical jargon, no hidden clauses; our guarantees are there to look after you, just as we are.

You'll probably never need your guarantee, but peace of mind is a lovely thing to have. All we want is for you to enjoy your new kitchen to its absolute fullest without a moment's concern.

neptune.com/guarantees







Ten years on, John and Emma stayed in the same cottage but moved their Chichester kitchen to a different part of their home, added a few extra cabinets and repainted it rather than replacing it.



Your dream kitchen starts
and ends with us listening.

Our kitchen design service

Your designer is here to take in everything that works and doesn't work in your existing kitchen, to absorb what your heart wants and your lifestyle needs, to analyse the space and how to get the best out of it, and to well and truly put themselves in your shoes.

Just speak to your local store to get the conversation going.
neptune.com/our-stores



Explore the collections

From here, the next best step is to see our kitchens up-close. By heading to your local Neptune store, you'll be able to familiarise yourself with all four collections, to open their drawers, to root through their cabinets, and to take your time deciding which might be the one for you.

Arrange your complimentary consultation

With a clearer picture of your dream kitchen in mind, arrange your free 90-minute consultation with one of our kitchen designers. It's in this session that you'll talk wish lists, dimensions, colour schemes and moodboards to start shaping your very own Neptune kitchen.

Visualising your space

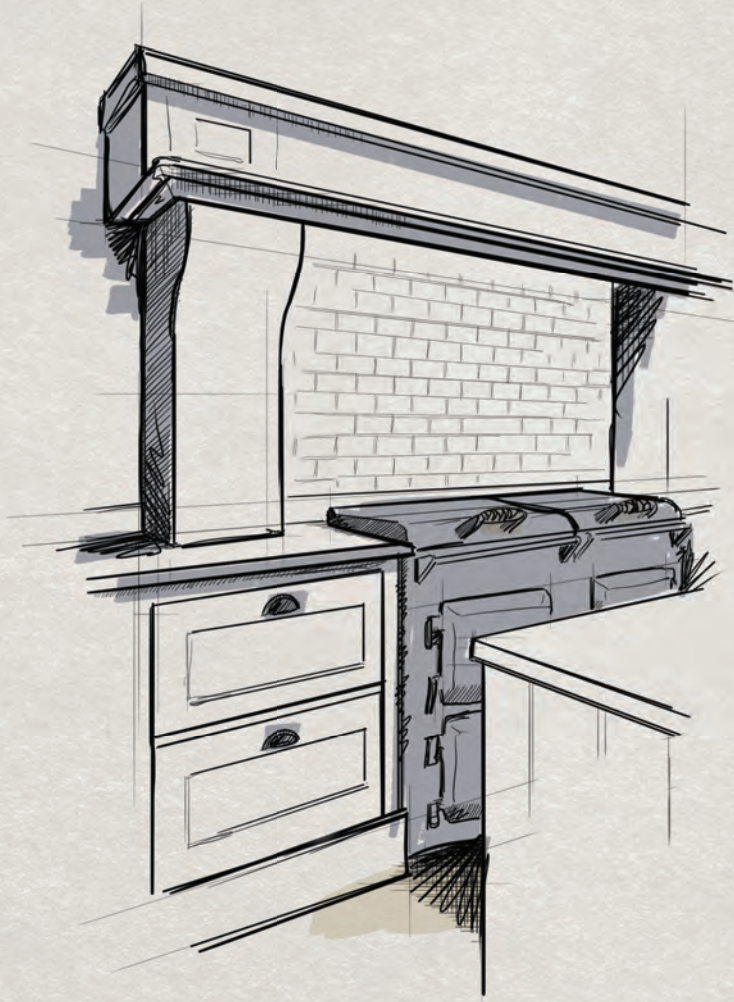
Our design service is about much more than configuring layout and cabinet choices. Your designer will come to your home to check every dimension, but to also assess the natural light and environment to be certain your kitchen is as tailored to your home as possible.

Down to detail

As part of our full design service, you'll get to see 3D plans and elevations, so you can see your kitchen falling into place. But the detail we can help you with also covers choosing and ordering everything from appliances and paint colours to flooring and tiles. Your designer is here to look after every last detail.



Designs from £8,000



Every kitchen and every wish list is different – shapes vary, layouts differ and must-haves move about. But to give you a starting figure to work with, we say that Neptune kitchens start from as little as £8,000.



People are often surprised just how much kitchen their Neptune designer can create on a relatively small budget – small when it comes to kitchen costs. And while we talk about long-term and lifetime value being the more meaningful focus, we appreciate that you still need to talk hard figures to understand what's actually achievable.

£8,000 is a realistic figure from which Neptune kitchen cabinetry begins. But how to contextualise that figure? What does £8,000 of Neptune kitchen look like? What cabinets might it include? What layouts could you achieve?

We asked the kitchen designers from all 25 of our UK stores to share their suggestions for a hypothetical kitchen project on an £8,000 cabinetry budget. The idea being, we could pick a favourite for us to show you and answer all of the questions above. There were plans for all four of our collections, single runs and galleys, with wall cabinets and without, with full-height pieces and with shelves only, which goes to show the ideas and options are hardly in short supply. But it was Annie's (one of the kitchen designers at Neptune Bournemouth) scheme that we picked, because it goes to show that even on a limited budget, you can achieve kitchen island goals...

Designed by Annie:
An example £8,000 kitchen



Stand-out features:

Henley 2500 cooker hood and Buckland corbels

It's easy to assume that a smaller kitchen can't fit in a larger stove and that an architectural cooker hood might overwhelm the space. But Annie has shown that by painting them both in the same Shell colour as the walls and other cabinetry, they blend in and bring a soft sort of structure.

690 pan drawers

Henley's pan drawers are one of the cabinets that people tend to love most. They provide a huge amount of storage, especially as there's also an internal oak drawer for stowing away cutlery. Annie's been able to fit two sets either side of the stove.

*A hand-painted Henley kitchen featuring
an island with both storage and seating space*



Kitchen island

An island is usually at the top of a kitchen wishlist, but is too often discounted when the budget is tight. Annie's been able to include one using a sink cabinet, full-size dishwasher and concealed bin (which has a handy inner drawer for keeping liners) with recesses on either side to fit bar stools that tuck out of the way so they're not taking up valuable floor space.

Your kitchen designer will be able to propose cabinet suggestions that not only make the most sense for your space but are also less complicated to craft (and are therefore more cost-effective). Just mention the budget to which you want to work in your complimentary design consultation. Arrange yours by contacting your local Neptune store. neptune.com/our-stores

Quick-fire questions

Our kitchen designers share bite-size answers to some of the questions they're asked most, to settle any early musings you might have.

What is the guarantee on my kitchen?

Providing your kitchen has been fitted by one of our accredited installers, you'll have the security of our lifetime guarantee. We've written all about it on page 167.

What price do your kitchens start at?

It's tricky giving a starting price as it depends on the size of your kitchen and what you're hoping to put inside it! But as a guide, we say that our prices start at £8,000 for all of the kitchen's cabinetry. On top of that you'll need to factor in appliances, sinks, taps, work surfaces and any of the labour costs for plastering, electrics and so on. Your kitchen designer will be able to advise more on pricing, or turn to page 174 where you can see a breakdown of an £8,000 kitchen.

Do you offer any bespoke options?

Absolutely. All of our bespoke pieces are made in our Wiltshire workshop by our small team of cabinet makers. Turn to page 120 to read all about it.

How many colour options do you offer for my kitchen?

Strictly speaking, 28. Our edited paint palette is there to give you plenty of choice, but not so many that the mind boggles. But we also have our paint archive where we store the recipes for how to blend shades from seasons gone by. Flip to page 124 to learn more about our timeless tones.

What does the design process involve?

It all begins with a free-of-charge consultation with a designer in one of our stores which lasts roughly 90 minutes. From there, you can go ahead with our full service where we go to your property to do a design survey or work with your architect's plans to produce CAD drawings so you can really visualise the space, and to define every last detail with you. There's a £350 design fee for this stage, but you'll get that back if you decide to go ahead with your Neptune kitchen, making that completely complimentary too. When you're happy with everything, all we ask for is a 20% deposit. The rest isn't due until 21 days before we come to fit your kitchen.

Can I get my worktops and appliances from you?

Yes you can. You can find out all about our work surfaces on page 130. We also have a whole host of appliances that we recommend from Neff, Siemens and Miele – the three that we trust the most – and can advise you on which might suit you best and then handle all of the ordering and delivery for you.

Can you take care of all my ancillary works (plastering, plumbing etc)?

We only offer a dry-fit service, which means fitting all of your cabinetry and work surfaces. But your designer will guide you through exactly what you'll need to do to prep the space. If you use one of our accredited fitters, you'll also benefit from the wisdom of our installation project managers who'll give you more advice still on everything from electricians to plumbers.

How long does the installation take?

Between three–four weeks in total. We allow up to a week to fit the cabinetry, after which our work surface specialist will come to template the worktop. That will take up to ten working days to tailor-make it for your kitchen's layout. Once that's arrived and they've come back to fit it, we put aside just one more week for any finishing touches and to do what we call our signature paint finish – where we hand-paint all of the cabinets once again.

Will you provide me with CAD drawings and renders?

Absolutely. Our detailed and realistic drawings, 3D elevations and colour renders are all part of our full design service. They show all of your choices, from layout to cabinet colour in your size of kitchen complete with details like windows, flooring and even any lighting and furniture choices you might have picked from our collection.

What is your signature finish and why do you do one?

While your cabinets arrive in your home freshly painted, we like to be certain that, once installation is over, we're leaving you with them looking as perfect as the day they came. Your fitter will repaint all of your cabinet fronts and any end panels, by hand, before they leave. Not only does it give you a better finish, but the brush strokes exaggerate your kitchen's hand-painted character, and mean any future touching up will blend in far better.

What's your lead time from design to delivery?

It depends on which cabinets you choose and whether you're having a custom paint finish, but as a general rule of thumb, you can expect your kitchen to arrive between eight and twelve weeks from design.

OUR STORES

Bath BA1 5BD, 01225 465 301
Belfast BT7 3GB, 028 9691 9988
Bournemouth BH2 5SL, 01202 555 024
Bristol BS8 2QY, 01172 464 200
Bury St Edmunds IP33 3PH, 01284 731 025
Cambridge CB22 7PX, 01223 643 535
Canterbury CT1 3TY, 01227 209 300
Cheltenham GL50 4DW, 01242 330 420
Chesham HP5 1NG, 01494 398 472
Chester CH2 4JR, 01244 478 777
Chichester PO20 2EW, 01243 904 417
Chiswick W4 4HH, 020 3814 1220
Colchester CO3 8LT, 01206 212 650
Edgbaston B15 3AA, 0121 437 4137
Farnham GU9 0BB, 01252 713 047
Fulham SW6 2TD, 0207 3719 997
Guildford GU1 3AJ, 01483 345 480
Hailsham BN27 1DQ, 01323 849 483
Hove BN3 4QD, 01273 458 459
Knutsford WA16 8TA, 01565 354 002
Reading RG10 9SA, 01189 326 060
Southport PR4 6JA, 01772 812 812
Tonbridge TN9 1RF, 01732 351 866
Weybridge KT13 8DX, 01932 901 234
Wimbledon SW19 1RX, 020 3362 8240
Winchester SO21 1HL, 01962 850 556
York YO32 9TW, 01904 231 870
Wiltshire Outlet SN5 8YG, 01793 427 439

STORE IN STORE

Neptune by Treehouse Midmar
Aberdeen, AB51 7NB 01330 830 101
Neptune by Creative Classics
Ayr, KA7 2HD 01292 292 570
Neptune by Sims-Hilditch
Bath, SN14 8JR 01249 783 087, weekdays only
Neptune by Woods of London
Blackheath, SE3 0TA 020 8852 1713
Neptune by Robert James Interiors
Coventry, CV8 3HB 02476 544 818
Neptune by Hunters
Derby, DE1 1SY 01332 349 285
Neptune by Richard F Mackay
Edinburgh, EH11 2SG 01313 133 300
Neptune by Malone & Smyth
Co Fermanagh, BT92 9BL 02867 741 885
Neptune by Bridgewater Interiors
Gateshead, NE8 2AJ 0191 477 6680
OPENING APRIL Neptune By Closa
Tetbury, GL8 8AA 01666 505 600
Neptune by House of Wood
Hereford, HR1 3NU 01432 820 612
Neptune by Aberford Interiors
Leeds, LS25 3DP 01132 813 209
Neptune by Ben Heath
Newbury, RG14 5SA 01635 523 123
Neptune by Appleyard
Norfolk, NR25 6AR 01263 712315
Neptune by Wilton Kitchens
Salisbury, SP2 0HX 01722 743 332
Neptune by Holloways
Worcestershire, WR6 5DE 01886 884665
Neptune by Bradley Gardens
Wylam, NE41 8JH 01661 852 176
Neptune by Sacarello Interiors
Gibraltar, GX11 1AA +350 200 66423

EUROPE

GERMANY

Neptune Berlin
+49 (0)30 32766972

Neptune Hamburg
+49 (0)4101 8598320

Neptune Köln
+49 (0)221 93334600

Neptune Tegernsee
+49 (0)8022 7057384

Neptune by K2 Wohnkonzepte Erfurt
+49 (0)361 7463074

Neptune by Mack Fellbach Stuttgart
+49 (0)711 95794970

FRANCE

Neptune Paris
+33 (0)6 48 26 04 41

Neptune by Etat d'Esprit Cannes & Pertuis
+33 (0)4 93 38 78 83

Neptune by Fabrica Eymet
+33 (0)5 53 24 70 19

Neptune by Mi Figue Mi Raisin Forbach
+33 (0)614 8019 95

Neptune by French Lily Limoges
+33 (0)6 87 92 83 63

Neptune by Café de Balme Magland
+33 (0)4 50 91 26 26

Neptune by Just Kitchens Miélan
+33 (0)5 62 58 03 64

Neptune by Hérick Aménagement Nantes
+33 (0)2 40 80 06 89

AUSTRIA

Neptune by Viktor Steinwender Wien
+43 (0)1 533 33 02 23

BELGIUM

Neptune by O&V Home Interiors Seneffe
+32 (0) 475 55 69 33

Neptune by Slots Decoration Spiere-Helkijn
+32 (0) 56 46 11 70

ITALY

Neptune by Adi Arredamenti Brescia
+39 030 216 7152

Neptune by Forteshire Milan & Forte dei Marmi
+39 0584 876 254

LIECHTENSTEIN

Neptune by Allure Vaduz
+423 (0)370 1367

SPAIN

Neptune by Sacarello Interiors Gibraltar
+350 (0)200 77994

Neptune by Tot Interiors Pollença
+34 (0)971 530 687

SWITZERLAND

Neptune by Thomas' Collection Pratteln
+41 (0)61 821 09 32

Neptune by Styles Interiors Rolle
+41 21 826 05 70

THE NETHERLANDS

Neptune by The Classic House
Weteringbrug (near Schiphol) +31 (0)71 7113251

IRELAND

Neptune by Browsers

Limerick
06141 4490

Neptune by Global Village

Dublin
01406 3882

Neptune by Global Village

Wicklow
01406 3882

Neptune by Trevor Morrow

Co Mayo
09671 247

LOCAL STORES

Castle Cabinets

Kilkenny
05677 64800

We have Neptune stores across the
whole of the UK, Ireland and Europe.
To see all of our homes, visit
neptune.com/our-stores



